




HUBLOT

USER MANUAL

EVOLUTION OF CLASPS

EVOLUTION OF CLASPS FOR BIG BANG 39 AND 45MM

The clasps for 411 and 465 models have changed in order to facilitate the straps assembly. Nowadays 2 clasps coexist.



In order to adapt the new clasp, straps are now equipped with a one click removable spring bar.




FORMER CLASP WITHOUT STRAP RELEASE PUSHER

If you have a strap without “one click” spring bar, please follow the usual procedure.




If you have a strap with a “one click” spring bar, please remove the one click spring bar to fix the strap to the clasp.



NEW CLASP WITH STRAP RELEASE PUSHER

If you have to attach a strap without “one click” spring bar on a new clasp, you must first remove the one click spring bar from the clasp and fix it on the strap.



If you have to attach a strap with “one click” spring bar on a new clasp with strap release pusher, simply insert the strap into the clasp.

